

Scott E. Bennett, P.E.
Director



North Arkansas East-West Corridor Association

Wednesday, May 16, 2018






U.S. Highway 412

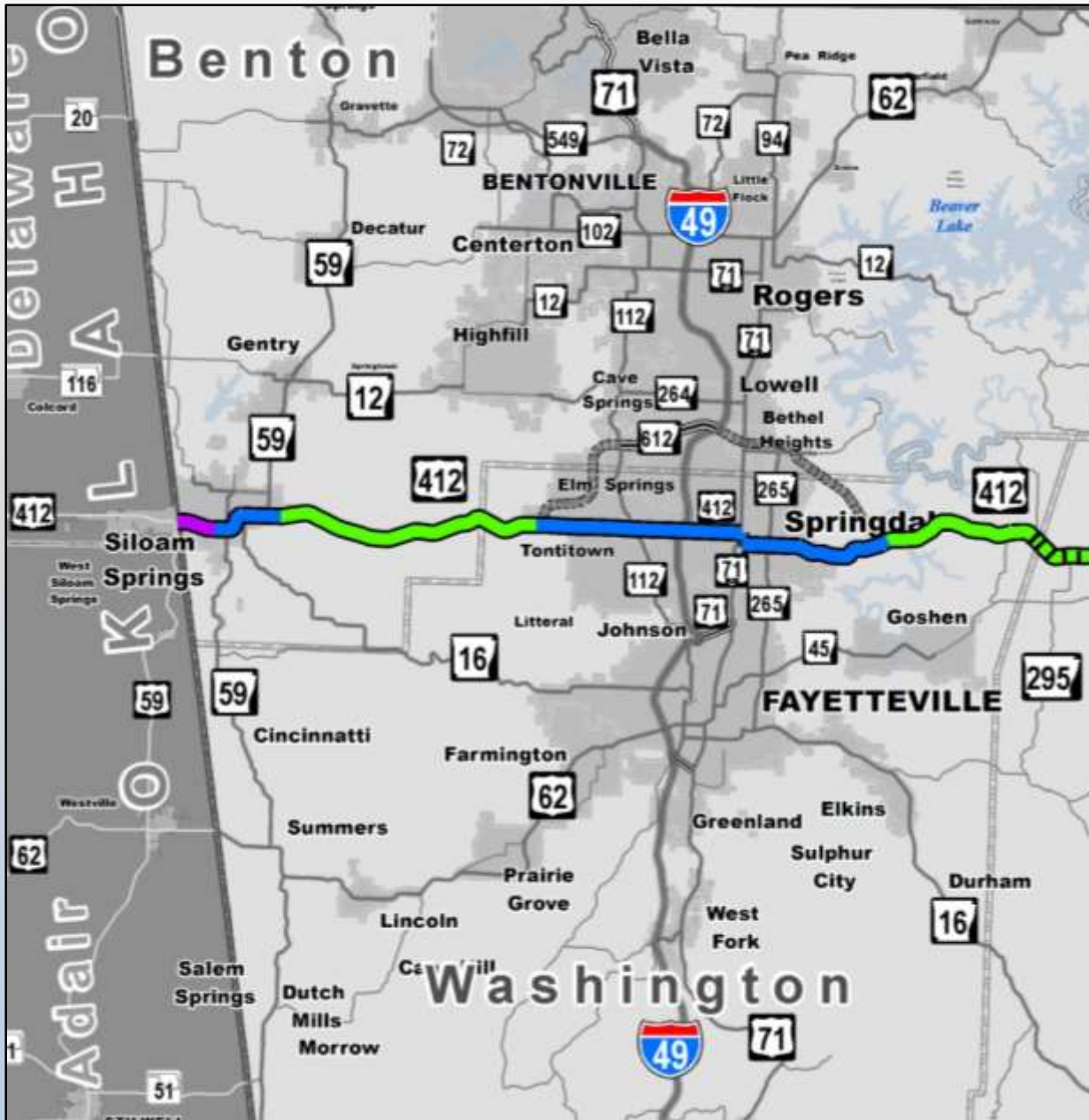


Siloam Springs - Springdale

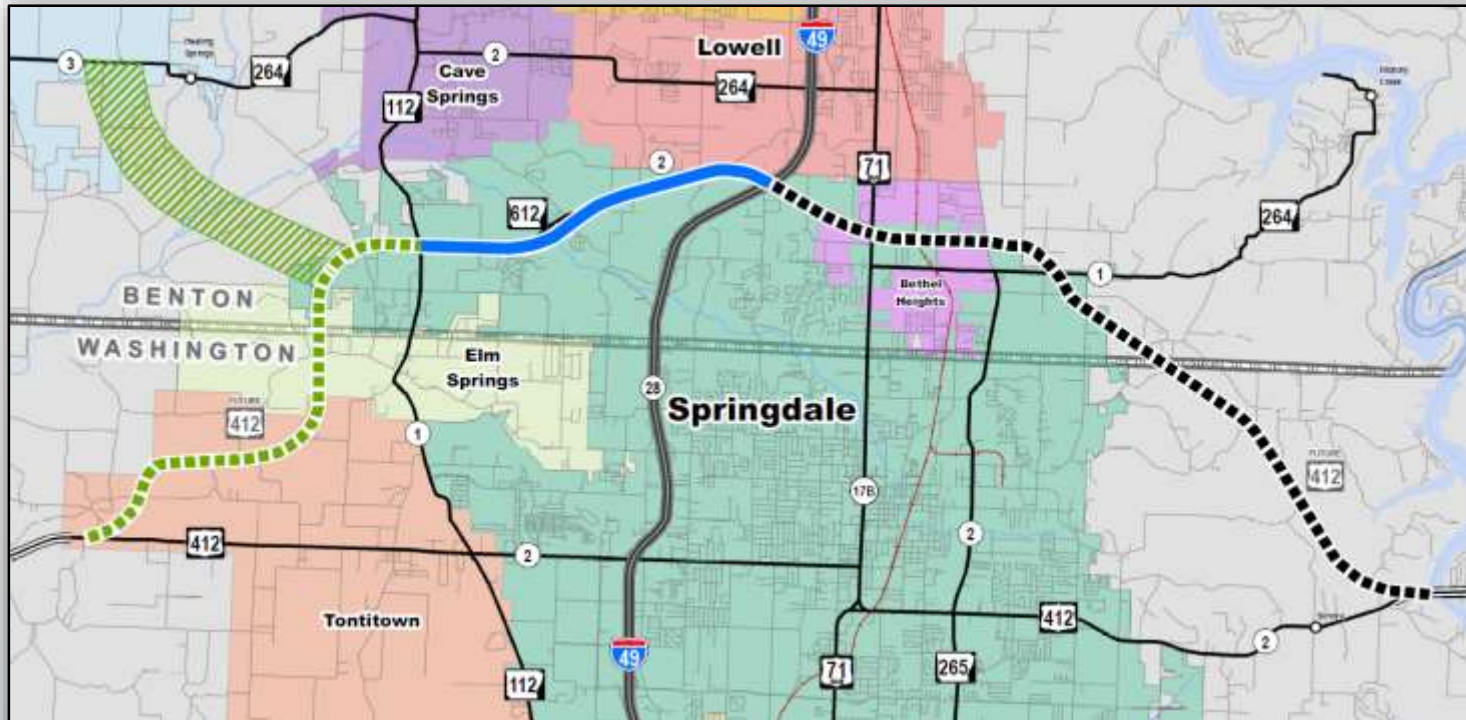
**Completed:
\$59 Million**



Number of Lanes	
	4 Lanes
	5 Lanes
	6 Lanes



Springdale Bypass



**Completed:
\$100.6 Million**



Springdale - Harrison



Completed: \$152 Million

Number of Lanes	
	2 Lanes
	3 Lanes
	4 Lanes
	5 Lanes

Harrison – Mountain Home



Completed: \$68 Million
Future STIP: \$4 Million

Number of Lanes	
	2 Lanes
	3 Lanes
	4 Lanes
	5 Lanes

Mountain Home – Walnut Ridge







Completed: \$148 Million

Under Construction: \$14 Million

Future STIP: \$8 Million



Number of Lanes	
	2 Lanes
	3 Lanes
	4 Lanes
	5 Lanes

Walnut Ridge – Missouri State Line



**Completed:
\$77 Million**

**Under
Construction:
\$13 Million**

**Scheduled:
\$25 - \$50 Million**

Number of Lanes

-  2 Lanes
-  3 Lanes
-  4 Lanes
-  5 Lanes

U.S. Highway 412 Summary



6-Lanes: 2 Miles

5-Lanes: 77 Miles

4-Lanes: 44 Miles

3-Lanes: 42 Miles

Total: 165 Miles



Completed: \$504 Million

Under Construction: \$ 14 Million

Scheduled: \$ 44 Million

Future STIP: \$ 12 Million

Total: \$574 Million

- **New Study Underway**
- **Consultant Selected**
- **Public Hearings**
- **Study Schedule**

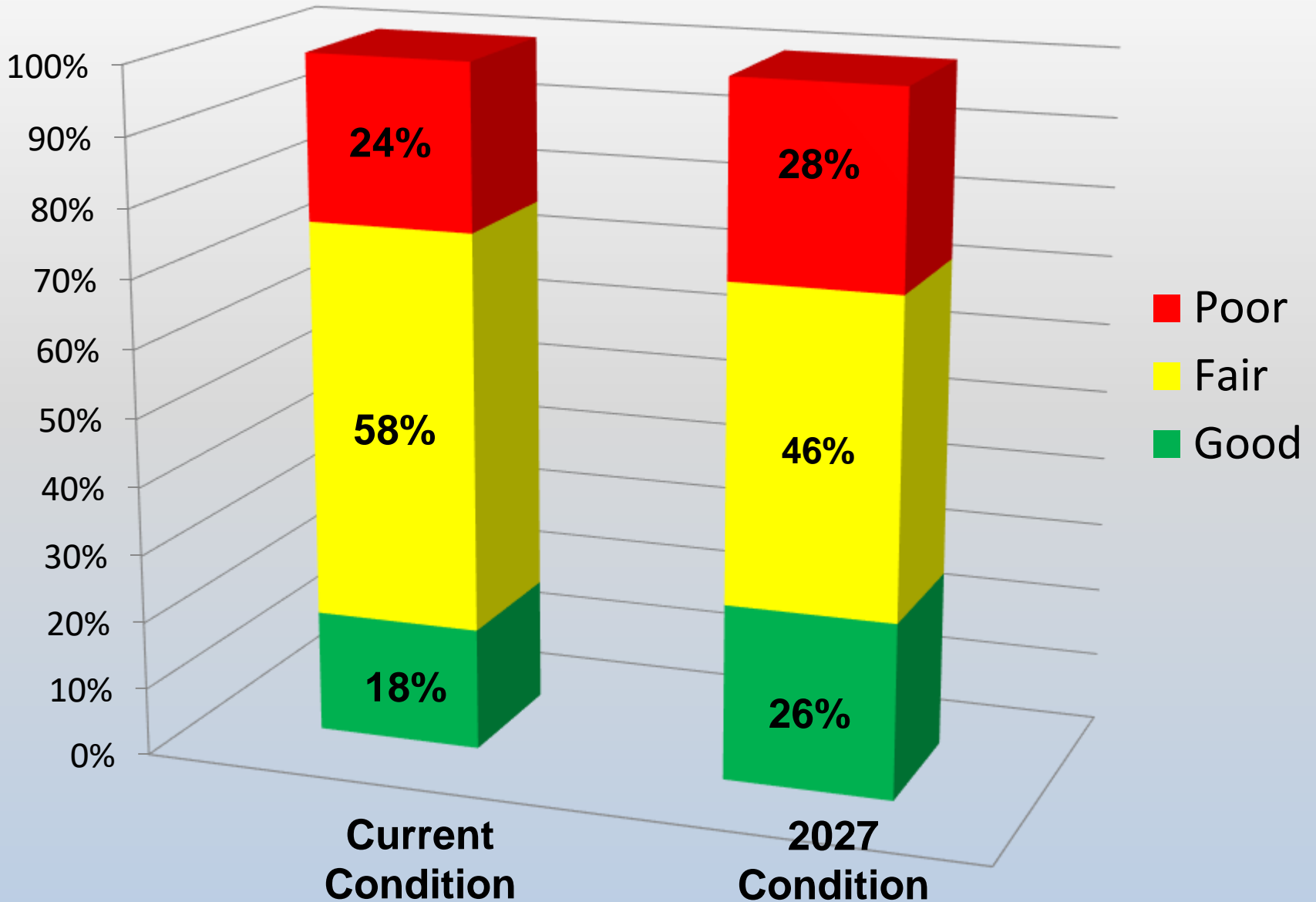




Highway Traffic & Condition



All State Highways – Including Interstates



Pay a **Little** Now

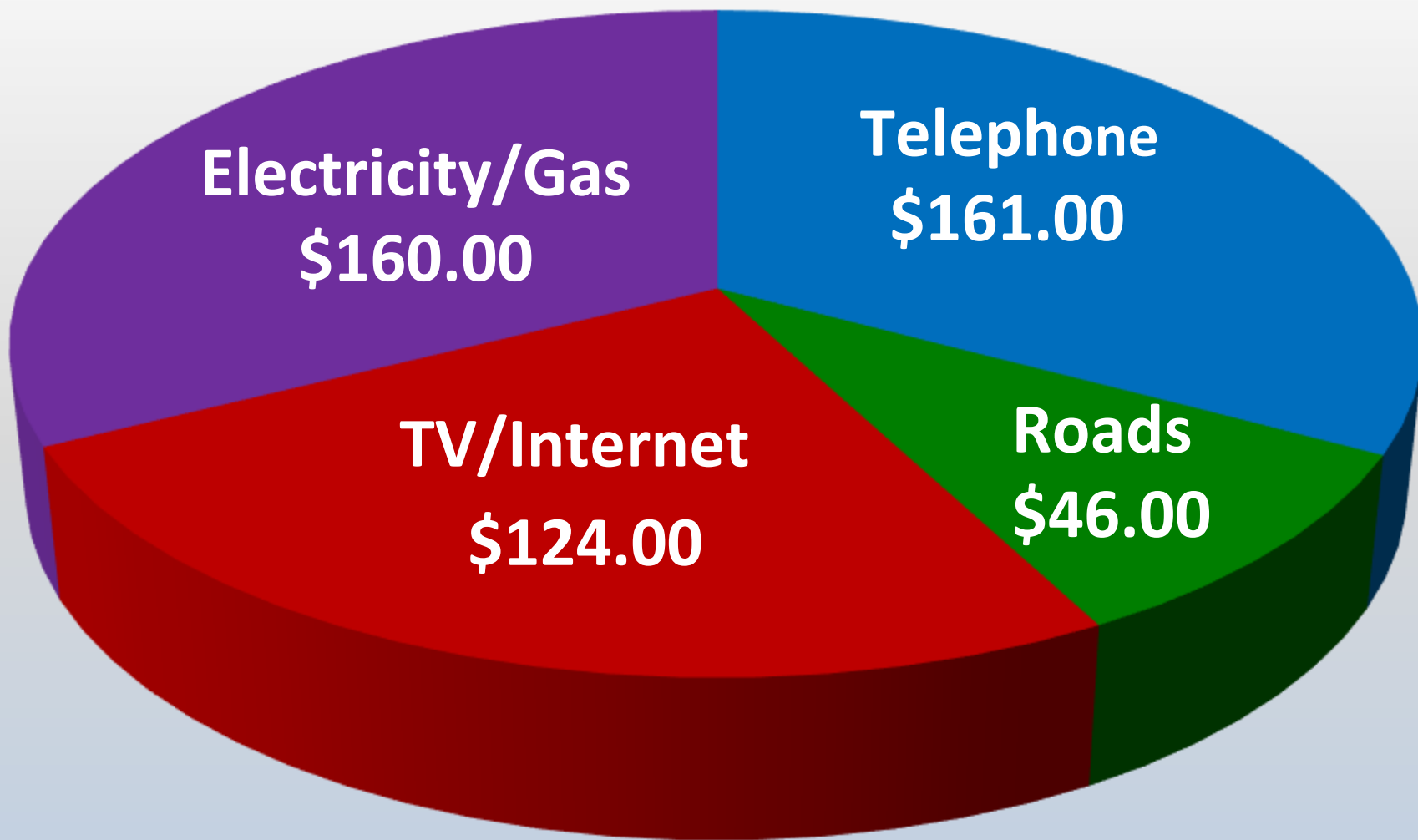


Overlay
\$100,000
per lane mile

Pay a **Whole Lot** Later



Reconstruction
\$1,500,000
per lane mile





Federal Funding



Challenges

➤ **12th** largest system in the country

➤ **42nd** in highway revenue per mile.

➤ **\$9.3 billion** in needs

➤ **\$4.5 billion** in available revenue



Federal vs. State Funding

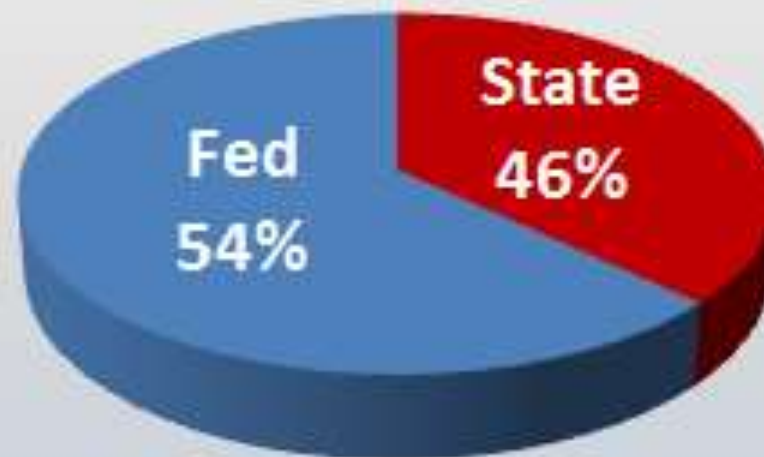
1993

Hwy. Funding Breakdown



2016

Hwy. Funding Breakdown

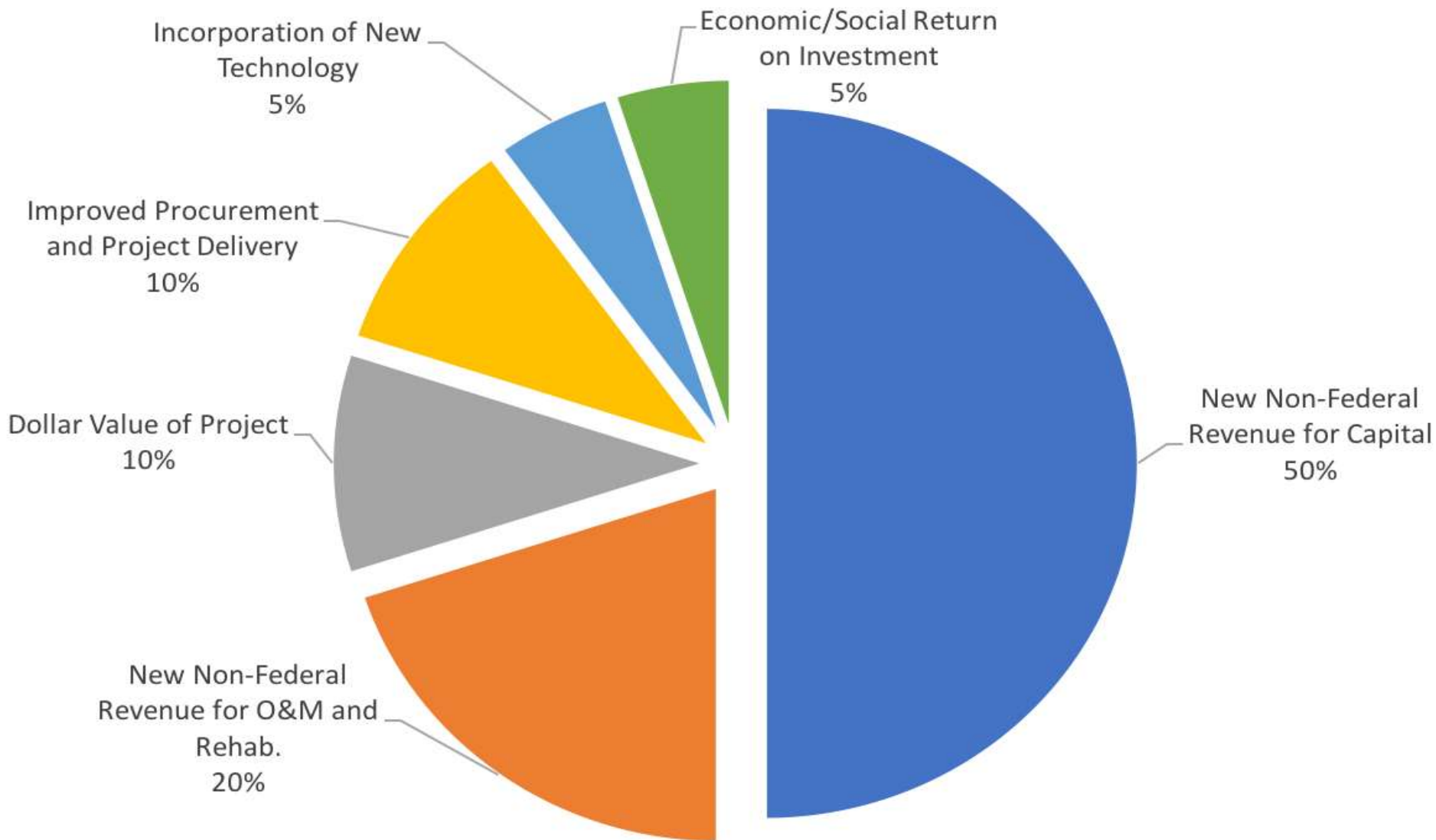


President Trump's Infrastructure Plan

- **Infrastructure Incentives Initiative – \$100 Billion or 50%**
- Transformative Projects Program – \$20 Billion or 10%
- Rural Infrastructure Program – \$50 Billion or 25%
- Federal Credit Programs – \$14.1 Billion or 7.05%
- Federal Capital Financing Fund – \$10 Billion or 5%
- Public Lands Infrastructure Fund
- Disposition of Federal Real Property
- Private Activity Bonds



President Trump's Infrastructure Plan



Weighting Of Evaluation Criteria
For \$100 Billion Infrastructure Initiatives Incentive

President Trump's Infrastructure Plan

- Infrastructure Incentives Initiative – \$100 Billion or 50%
- **Transformative Projects Program – \$20 Billion or 10%**
- **Rural Infrastructure Program – \$50 Billion or 25%**
- **Federal Credit Programs – \$14.1 Billion or 7.05%**
- **Federal Capital Financing Fund – \$10 Billion or 5%**
- **Public Lands Infrastructure Fund**
- **Disposition of Federal Real Property**
- **Private Activity Bonds**





State Funding Update



CITIZENS OPINION SURVEY ON HIGHWAYS IN ARKANSAS

MAIL OR EMAIL RESPONSES TO:
ArDOT
Public Information
P.O. Box 2261
Little Rock, AR 72203
info@ardot.ar.gov

Are you satisfied with the condition of the existing state highway system?

Yes No

What highways in your area need improvements, and what type of improvements do they need?

Priority 1: _____
Priority 2: _____
Priority 3: _____
Priority 4: _____

If you want better highway conditions, the Arkansas State Highway and Transportation Department will need additional funds. Would you support a new highway program that would generate additional revenue?

Yes No

Which of the following sources do you recommend be utilized in obtaining additional funds (check all that apply):

- Increase in gas tax
- Increase in diesel tax
- Increase in sales tax (dedicated to highways)
- Increase in registration fees
- Add sales tax on wholesale price of motor fuels
- Transfer existing sales and use tax on motor vehicles and related parts and service (currently collected but not paid to highways)
- Other: _____

Would you be willing to sign a petition to put a highway revenue proposal on the 2018 general election ballot?

Yes No


How did you hear about this survey?

- Presentation
- Social Media
- Other: _____
- TV/Radio/Print
- Family or Friend
- Website/Search Engine

Optional:

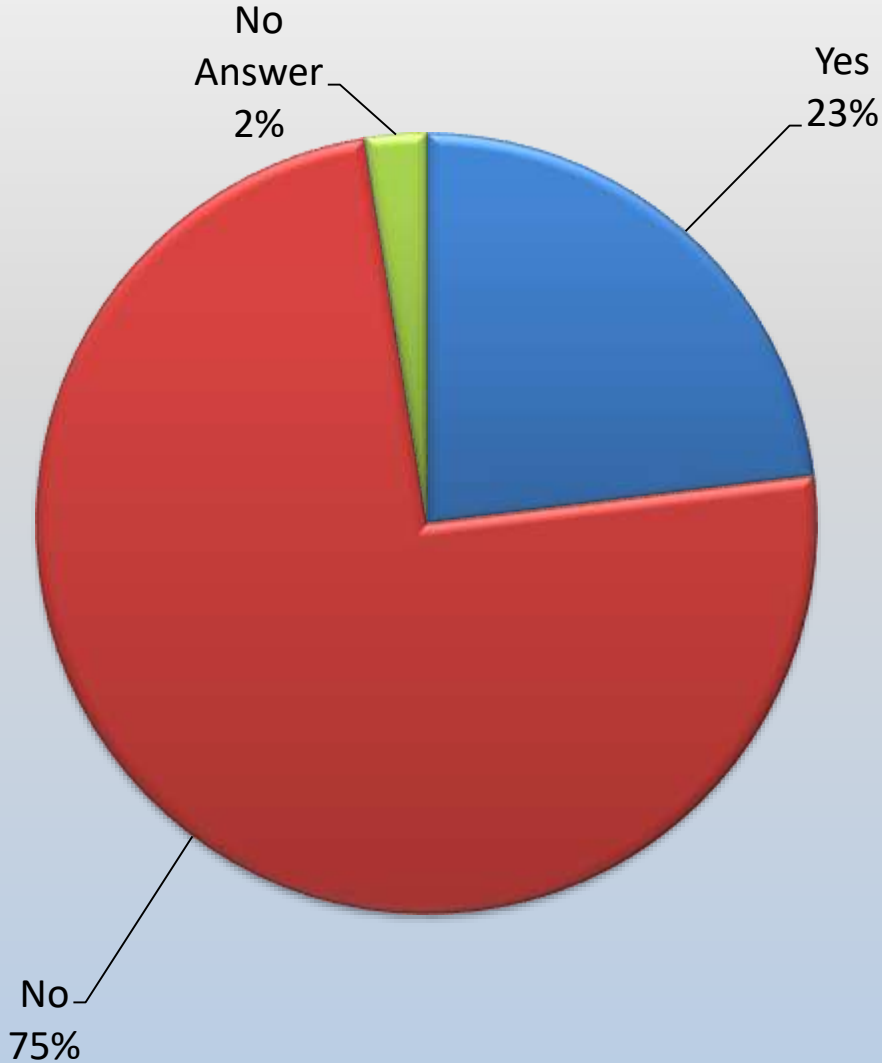
Name: _____
Address: _____
City, State, Zip: _____

Online Form Available Here:

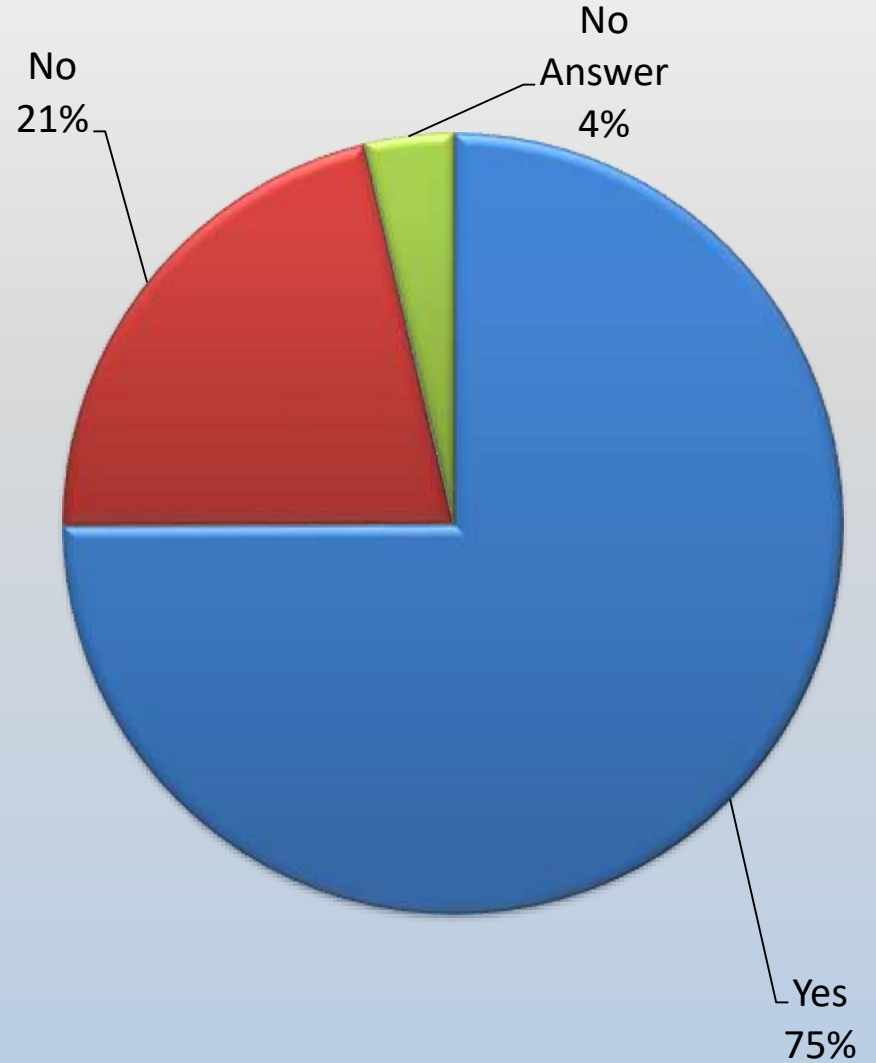


Survey Results

Are you satisfied with the condition of the existing highway system?

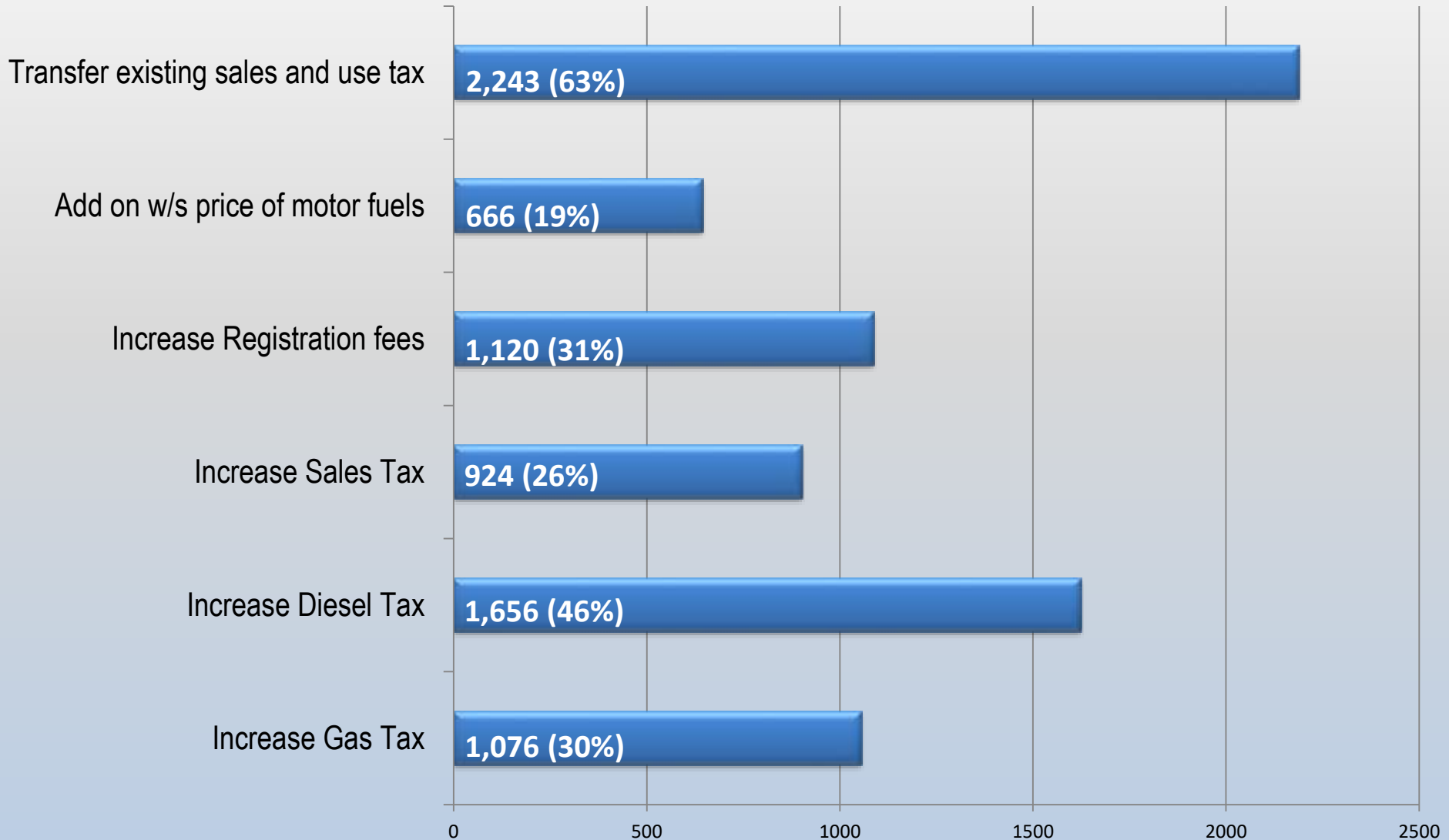


Would you support a new highway program that would generate additional revenue?



Survey Results

Which of the following sources do you recommend be utilized in obtaining additional funds?



Potential New Program

Year	New and Used Vehicles Retail Tire Sales Revenue	\$15 Registration Fee Increase	Sales Tax 1/4 cent	Total Additional to Highway Revenue (70/15/15)	Additional to Department *
	5-Year Phase-In	2-Year Phase-In		(x \$1 Million)	
2020	\$ 73.5	\$ 21.4		\$ 94.9	\$ 66.5
2021	\$ 150.0	\$ 43.3		\$ 193.3	\$ 135.3
2022	\$ 229.4	\$ 43.7		\$ 273.2	\$ 191.2
2023	\$ 312.0	\$ 44.2		\$ 356.2	\$ 249.4
2024	\$ 397.8	\$ 44.6	\$ 144.1	\$ 586.6	\$ 410.6
TOTAL TO THE HIGHWAY FUND IN YEAR 2024				\$ 586.6	\$ 410.6

Potential New Program

Year	Add 6.5% Exise Tax to Motor Fuels 3-Year Phase-In	Sales Tax 1/2 cent	Total Additional to Highway Revenue (70/15/15)	Additional to Department *
	(x \$1 Million)			
2020	\$ 111.3		\$ 111.3	\$ 77.9
2021	\$ 189.3		\$ 189.3	\$ 132.5
2022	\$ 251.0		\$ 251.0	\$ 175.7
2023	\$ 256.0		\$ 256.0	\$ 179.2
2024	\$ 261.1	\$ 288.3	\$ 549.4	\$ 384.6
TOTAL TO THE HIGHWAY FUND IN YEAR 2024			\$ 549.4	\$ 384.6

- Projecting 10 Years of Projects
- Annual Existing Funding Available for Highway Construction is \$447 Million
- Combined With Projected New Funding Totals \$8.37 Billion Over 10 Years



Summary

Interstate Improvements	\$1.00 Billion
Pavement Preservation	\$3.84 Billion
Bridge Replacement and Preservation	\$1.14 Billion
Capital Improvements	\$1.20 Billion
Capacity Improvements	\$0.72 Billion
Safety Improvements	\$0.47 Billion

Totals \$8.37 Billion Over 10 Years

- **Much progress has been made**
 - ✓ \$ 574 Million completed, under construction, scheduled, and proposed
 - ✓ More 4+ lane miles than all non-Interstates except for the U.S. Highway 65 Corridor
- **Update of 1998 study underway**
 - ✓ Focus on safety
 - ✓ Identify short- and long-term improvements
 - ✓ Will include public involvement
 - ✓ Anticipated completion by Fall 2019
- **ARDOT focus on taking care of the existing system**
 - ✓ Continued progress on U.S. Highway 412 will require additional revenue

- ARDOT.gov
- ConnectingArkansasProgram.com
- Vimeo.com/myARDOT
- IDriveArkansas.com
- Twitter.com @myARDOT



@myARDOT

